



# Cross



## Automations for sliding gates



## ▶ Automations for sliding gates

Sliding gates require flexible automations capable of managing different frame dimensions, different types of duty and different environmental conditions, always ensuring maximum operational safety, functioning and reliability. The Cross line meets all the different private, commercial and industrial needs.

## ▶ Range of products

Depending on the weight of the wing.

Weight up to kg 300 <b>Cross 3E</b>
Weight up to kg 450 <b>Cross 5EH</b>
Weight up to kg 600 <b>Cross 7E - 7EH</b>
Weight up to kg 800 <b>Cross 8E</b>
Weight up to kg 1800 <b>Cross 18 - 18E - 18VE</b>
Weight up to kg 1800 <b>Cross 19V</b>
Weight up to kg 3000 <b>Cross 30E</b>

Dimensions	
Cross 3	Cross 5 - 7 - 8
Cross 18 - 19	Cross 30



## **Cross** **A full, now wider, range of products for any type of service**

These modern and fully equipped actuators are specifically designed to satisfy all most advanced technical and installation requirements. In particular, they come with a wide range of prearrangements for photocells, wiring and a trouble-free installation.

## **Cross 3** **Electromechanical actuator for sliding gates weighing up to 300 kg**

It is ideal for frequent residential service

- ▶ Easily accessible, built-in electronic control panel with integrated radio
- ▶ Easy key lock release through removable cover opening
- ▶ Internal provision for photocells
- ▶ 24 V DC motor with encoder and slow-down effect
- ▶ Chain can be mounted on request

## **Cross 5** **Rugged, powerful, Suitable for gates up to 450 kg**

It is ideal for frequent residential service

- ▶ Easily accessible, built-in electronic control panel with integrated radio
- ▶ Easy key lock release through removable cover opening
- ▶ New and special limit-switch brackets which are elongated and shaped so as to enable perfect adjustment and prevent accidental limit-switch disengagement
- ▶ Modern-design, ABS case
- ▶ Rugged and powerful motor

## **Cross 7 - 8** **Aesthetically pleasing and technically accomplished**

They are ideal for heavy service (in commercial, industrial and condominium entrances)

- ▶ Easily accessible, built-in electronic control panel with integrated radio
- ▶ Easy key lock release through removable cover opening
- ▶ Internal provision for photocells
- ▶ New and special limit-switch brackets which are elongated and shaped so as to enable perfect adjustment and prevent accidental limit-switch disengagement
- ▶ Modern-design, ABS case
- ▶ Rugged and powerful motor
- ▶ Courtesy light with (optional) fading effect
- ▶ 24 V DC version (Cross 7EH)
- ▶ New base plate with precast wall anchors for trouble-free and quick installation

## **Cross 18 - 19** **Electromechanical actuators for sliding gates weighing up to 1800 kg**

They are ideal for heavy service (commercial and industrial entrances)

- ▶ Gear motors with three different limit switch working alternatives
- ▶ Easy key lock release through removable cover opening
- ▶ Cross 18VE with built-in radio
- ▶ Rugged and powerful motor
- ▶ Wide range of accessories to meet various operational requirements

## **Cross 30** **Rugged, powerful, Suitable for gates up to 3000 kg**

They are ideal for intensive service (community and industrial entrances)

- ▶ Trouble-free installation
- ▶ Magnetic limit switch
- ▶ System housed in a robust steel cabinet
- ▶ Functional and large front removable cover for easy access to components
- ▶ Built-in electronic control panel

## Cross 3



## Cross 5 - 7 - 8



### ▶ Main features of models available

Description:	Cross 3E	Cross 5EH	Cross 7EH	Cross 7E	Cross 8E
Electromechanical actuator	for sliding gates up to 300 kg	for sliding gates up to 450 kg	for sliding gates up to 600 kg	for sliding gates up to 600 kg	for sliding gates up to 800 kg
Travel control system	encoder	encoder	encoder	lever	lever
Capacity	300 kg	450 kg	600 kg	600 kg	800 kg
Duty class	3 - medium duty	4 - heavy duty	4 - heavy duty	4 - heavy duty	4 - heavy duty
Intermittent operation	S2 = 15 min S3 = 50%	S2 = 30 min S3 = 50%	S2 = 30 min S3 = 50%	S2 = 20 min S3 = 50%	S2 = 20 min S3 = 50%
Power supply	230 V~ / 50-60 Hz	230 V~ / 50-60 Hz	230 V~ / 50-60 Hz	230 V~ / 50 Hz	230 V~ / 50 Hz
Insulation class	class 1	class 1	class 1	class 1	class 1
Input	1.2 A	1.2 A	1.5 A	2 A	3 A
Thrust	150 N	400 N	600 N	700 N	800 N
Opening speed	0.12 - 0.25 m/s	0.09 - 0.21 m/s	0.12 - 0.20 m/s	0.18 m/s	0.18 m/s
Closing speed	0.12 - 0.25 m/s	0.09 - 0.21 m/s	0.12 - 0.20 m/s	0.18 m/s	0.18 m/s
Max stroke	7 m (rack) 5.7 m (chain)	20 m	20 m	20 m	20 m
Release system for manual opening	key operated	key operated	key operated	key operated	key operated
Operating temperature	-20°C / +55°C (-35°C / +55°C with NIO enabled)	-20°C / +55°C (-35°C / +55°C with NIO enabled)	-20°C / +55°C (-35°C / +55°C with NIO enabled)	-20°C / +55°C (-35°C / +55°C with NIO enabled)	-20°C / +55°C (-35°C / +55°C with NIO enabled)
Protection rating	IP 24D	IP 24D	IP 24D	IP 24D	IP 24D
Product dimensions (mm)	265x155x397	340x210x420	340x210x420	340x210x420	340x210x420
Control panel	73RP (built in)	73RM (built in)	73RG (built in)	E1A (built in)	E1A (built in)

## Cross 18 - 19



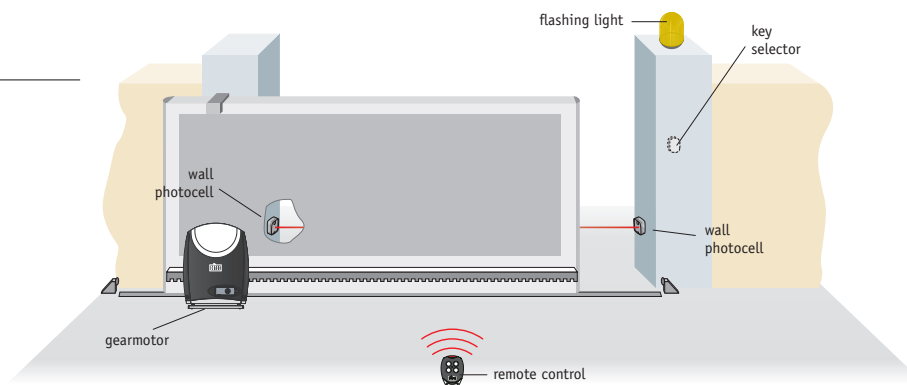
## Cross 30



Description:	Cross 18	Cross 18E	Cross 18VE	Cross 19V	Cross 30E
Electromechanical actuator	for sliding gates up to 1800 kg	for sliding gates up to 1800 kg	for sliding gates up to 1800 kg	for sliding gates up to 1800 kg	for sliding gates up to 3000 kg
Travel control system	rotary stop	lever	magnetic mechanical stop	magnetic mechanical stop	magnetic mechanical stop
Capacity	1800 kg	1800 kg	1800 kg	1800 kg	3000 kg
Duty class	4 - heavy duty	4 - heavy duty	4 - heavy duty	4 - heavy duty	5 - very heavy duty
Intermittent operation	S2 = 30 min S3 = 50%	S2 = 30 min S3 = 50%	S2 = 30 min S3 = 50%	S2 = 30 min S3 = 50%	S3 = 100%
Power supply	230 V~ / 50 Hz	230 V~ / 50 Hz	230 V~ / 50 Hz	400 V~ / 50 Hz	400 V~ / 50 Hz
Insulation class	class 1	class 1	class 1	class 1	class 1
Input	3 A	3 A	3 A	1.2 A	2.1 A
Thrust	1200 N	1200 N	1200 N	1500 N	3000 N
Opening speed	0.2 m/s	0.2 m/s	0.2 m/s	0.2 m/s	0.16 m/s
Closing speed	0.2 m/s	0.2 m/s	0.2 m/s	0.2 m/s	0.16 m/s
Max stroke	11 m	20 m	20 m	20 m	20 m
Release system for manual opening	key operated	key operated	key operated	key operated	key operated
Operating temperature	-20°C / +55°C (-35°C / +55°C with NIO enabled)	-20°C / +55°C (-35°C / +55°C with NIO enabled)	-20°C / +55°C (-35°C / +55°C with NIO enabled)	-20°C / +55°C	-20°C / +55°C
Protection rating	IP 24D	IP 24D	IP 24D	IP 24D	IP 45
Product dimensions (mm)	440x205x375	440x205x375	440x205x375	440x205x375	530x275x588
Control panel	E1A - LOGIC M	E1A (built in)	LOGIC M (built in)	E1T	E1T (built in)

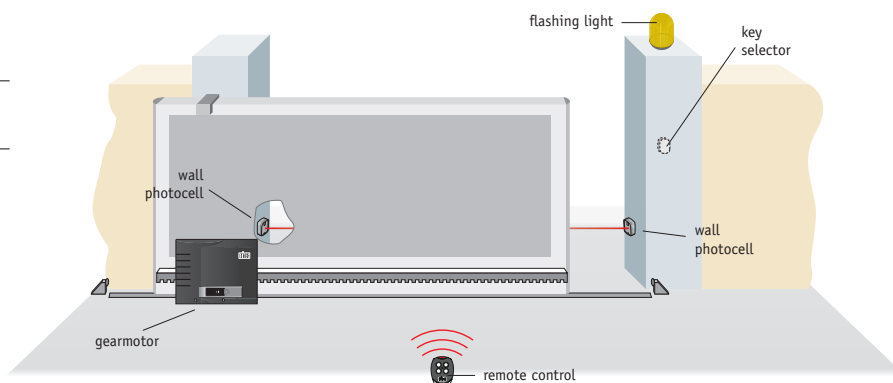
## Example of installation

**Cross 3 - 5 - 7 - 8**  
230 V - 3 x 1.5 mm<sup>2</sup>

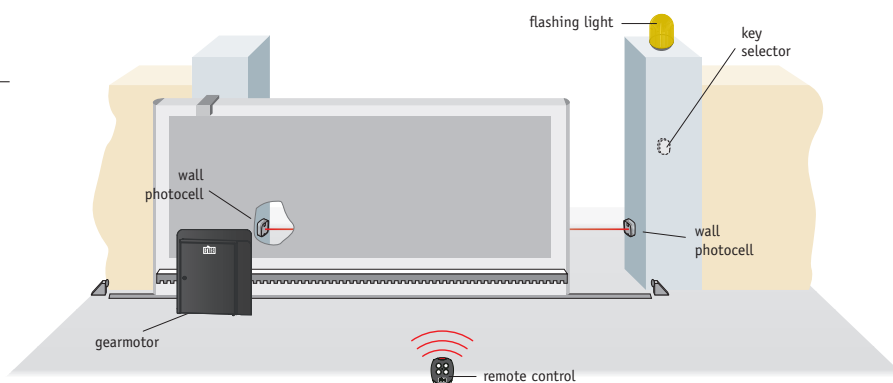


**Cross 18**  
230 V - 3 x 1.5 mm<sup>2</sup>

**Cross 19**  
400 V - 4 x 1.5 mm<sup>2</sup>



**Cross 30**  
400 V - 4 x 1.5 mm<sup>2</sup>



## Specific accessories

	Cross 3E	Cross 5EH - 7EH	Cross 7E - 8E	Cross 18 - 19	Cross 30E
Battery backup in case of power failure	Bat K3	Bat K7			
Lighting kit	Lux K3E	Lux K7	Lux K7		
Nylon rack	Cross CRP Cross CRN	Cross CRN	Cross CRN		
Galvanized steel rack	Cross CRI	Cross CRI	Cross CRI	Cross CRI	Cross CR6
Chain traction kit	Cross 3TC	Cross 7EHTC		Cross TC	
Fastening plate	Sup CS	Sup CS	Sup CS		
Magnetic limit-switch kit		FCMCR	FCMCR		

## Main system functions

	CROSS 3E	CROSS 5EH	CROSS 7EH	CROSS 7E - 8E CROSS 18 - 18E	CROSS 18-18VE	CROSS 19V CROSS 30E
Description:	73RP	73RM	73RG	E1A	LOGIC M	E1T
Control panel	for 1 24 V= motor with built-in radio	for 1 24 V= motor with built-in radio	for 1 24 V= motor with built-in radio	for 1 230 V~ motor with built-in radio	for 1 or 2 230 V~ motors	for 1 three-phase 400 V~ motor
Mains power supply	230 V~ / 50-60 Hz	230 V~ / 50-60 Hz	230 V~ / 50-60 Hz	230 V~ / 50 Hz	230 V~ / 50 Hz	400 V~ / 50 Hz
Batteries (ensure gate operation in the event of power cuts)	 (optional)	 (optional)	 (optional)			
Energy saving 	reduced consumption when in use	reduced consumption when in use	reduced consumption when in use			
Number of motors	1	1	1	1	1	1
Motor power supply	24 V= / 8 A	24 V= / 8 A	24 V= / 14 A	230 V~ / 5 A	230 V~ / 1 x 5 A 230 V~ / 2 x 2.5 A	400 V~ / 6 A
Accessories power supply	24 V= / 0.3 A	24 V= / 0.3 A	24 V= / 0.3 A	24 V= / 0.5 A	24 V= / 0.5 A	24 V= / 0.5 A
Flashing light	24 V	24 V	24 V	230 V	230 V and 24 V	24 V
Gate open warning light (warns the user if gate is not fully closed)	analogue	analogue	analogue	from limit switch	from limit switch and analogue	from limit switch
Courtesy light					 (only with 1 motor)	
Limit switch provision						
Encoder (to control speed and deceleration)						
Force adjustment control				transformer	transformer	
ODS - Obstruction detection system (causes the gate to stop or reverses operation when an obstruction is detected)						
Speed adjustment						
Braking / slowdown (ensures best approach)						
Operation time adjustment						
Open control	 (with dip-switch)	 (with dip-switch)	 (with dip-switch)	 (with dip-switch)		
Partial open control				 (with radio only)		
Closing command						
Automatic timed close control						
Inching control						
Hold-to-run control						
Stop safety device						
Reverse operation safety device						
Safety Test Facility (for SOF self-testing safety devices)						
NIO - Antifreeze system (for maintaining motor efficiency even at very low temperatures)						
Operating temperature	-20°C / +55°C (-35°C / +55°C with NIO enabled)	-20°C / +55°C (-35°C / +55°C with NIO enabled)	-20°C / +55°C (-35°C / +55°C with NIO enabled)	-20°C / +55°C (-35°C / +55°C with NIO enabled)	-20°C / +55°C (-35°C / +55°C with NIO enabled)	-20°C / +55°C
Protection rating						IP 55
Product dimensions (mm)						238x357x120

# Accessories

The wide range of DITEC accessories offers access system fitted with several types of control and monitoring devices.



**GOL 4 transmitters**  
Fixed code four channel-four function, with cloning option, or with rolling code system. Certified and directive compliant.

**Mountings for GOL 4 transmitter**  
Smartly designed, they can be located on any surface: from the car dashboard to the garage or house walls. The remote control is easily stored in its practical cradle and is always available.



**Infrared beam photocell Xel 2 and Lab 3**  
Allows the automation to operate at the highest safety levels. Can be wall or column mounted. Modulated infrared beam.



# Standards

The system has been manufactured by using only DITEC manufactured accessories and safety devices.

All DITEC automations have the CE marking and are designed and manufactured in compliance with Machine Directive (98/37/CE), EMC Directive (89/336/CEE) and Low Voltage Directive (73/23/CEE) safety requirements.

DITEC S.p.A. operates a policy of continuous development and reserves the right to make changes and improvements to their products.

DITEC S.p.A. are always striving to improve their products. The technical data contained within this document is therefore not binding.

Further information can be found in our on-line technical manuals at: [www.ditec.it](http://www.ditec.it)

**Xel 5 key operated selector switch**  
With tamper proof and vandal resistant device. Can be wall or column mounted.



**Lan 4 digital combination systems**  
With vandal resistant digital combination keyboard. Up to 8 characters PIN no.



**Lamp H**  
24V flashing light with flashing operation controlled from the control panel.



**GOL 4M keyboard transmitter, with digital combination**  
Coded four-channel control. Allows motorised entrances to be opened via radio signals by entering a code. For wall mounting.



**DITEC S.p.A.**

Via Mons. Banfi, 3 - 21042 Caronno Pertusella (VA) - ITALY

Tel. +39 02 963911 - Fax +39 02 9650314

[www.ditec.it](http://www.ditec.it) - [ditec@ditecva.com](mailto:ditec@ditecva.com)

**DITEC BELGIUM**  
**DITEC DEUTSCHLAND**  
**DITEC ESPAÑOLA**  
**DITEC FRANCE**  
**DITEC GOLD PORTA**  
**DITEC SVIZZERA**  
**DITEC AMERICA**  
**DITEC CHINA**  
**DITEC TURCHIA**

LOKEREN  
OBERURSEL  
ARENYS DE MAR  
PALAISEAU  
ERMESINDE-PORTUGAL  
BALERNA  
ORLANDO-FLORIDA-USA  
SHANGHAI  
ISTANBUL

Tel. +32 9 3560051  
Tel. +49 6171 914150  
Tel. +34 937958399  
Tel. +33 1 64532860  
Tel. +351 22 9773520  
Tel. +41 848 558855  
Tel. +1 407 8880699  
Tel. +86 21 62363861/2  
Tel. +90 21 28757850

Fax +32 9 3560052  
Fax +49 6171 9141555  
Fax +34 937959026  
Fax +33 1 64532861  
Fax +351 22 9773528/38  
Fax +41 91 6466127  
Fax +1 407 8882237  
Fax +86 21 62363863  
Fax +90 21 28757798

[www.ditecbelgium.be](http://www.ditecbelgium.be)  
[www.ditec-germany.de](http://www.ditec-germany.de)  
[www.ditecespanola.com](http://www.ditecespanola.com)  
[www.ditecfrance.com](http://www.ditecfrance.com)  
[www.goldporta.com](http://www.goldporta.com)  
[www.ditecswiss.ch](http://www.ditecswiss.ch)  
[www.ditecamerica.com](http://www.ditecamerica.com)  
[www.ditec.cn](http://www.ditec.cn)  
[www.ditec.com.tr](http://www.ditec.com.tr)



ISO 9001  
Cert. n° 0957